

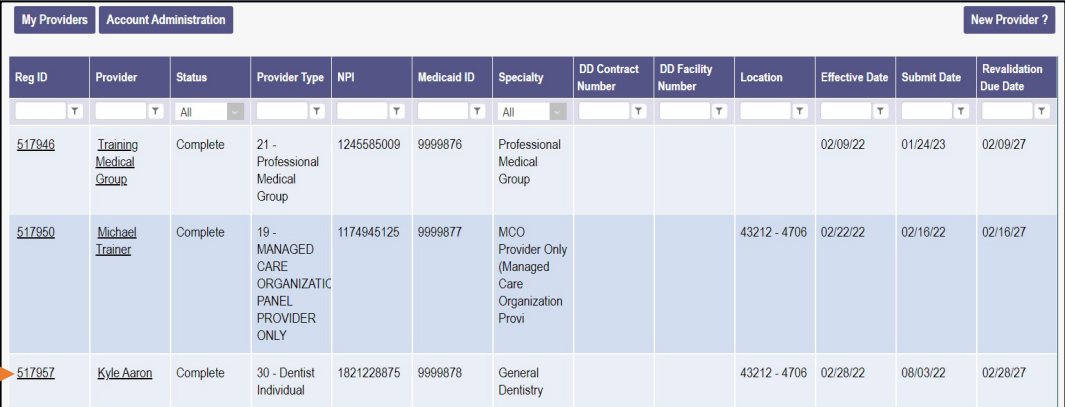
Quick Reference Guide: Accessing Remittance Advice

Steps:

1

Access the file in your dashboard for which you want to view Remittance Advice.

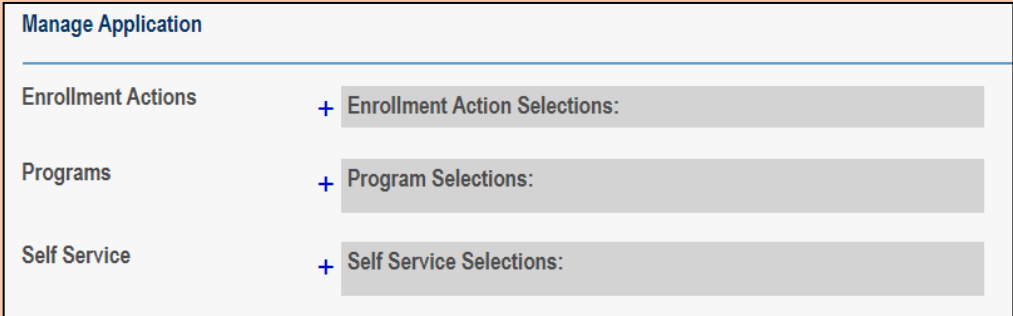
Click on the Reg ID or Provider Name hyperlink.



Reg ID	Provider	Status	Provider Type	NPI	Medicaid ID	Specialty	DD Contract Number	DD Facility Number	Location	Effective Date	Submit Date	Revalidation Due Date
517946	Training Medical Group	Complete	21 - Professional Medical Group	1245686009	9999876	Professional Medical Group				02/09/22	01/24/23	02/09/27
517950	Michael Trainer	Complete	19 - MANAGED CARE ORGANIZATIC PANEL PROVIDER ONLY	1174945125	9999877	MCO Provider Only (Managed Care Organization Provi			43212 - 4706	02/22/22	02/16/22	02/16/27
517957	Kyle Aaron	Complete	30 - Dentist Individual	1821228875	9999878	General Dentistry			43212 - 4706	02/28/22	08/03/22	02/28/27

2

Under the Manage Application section, click the '+' symbol to expand the Self Service Selections.



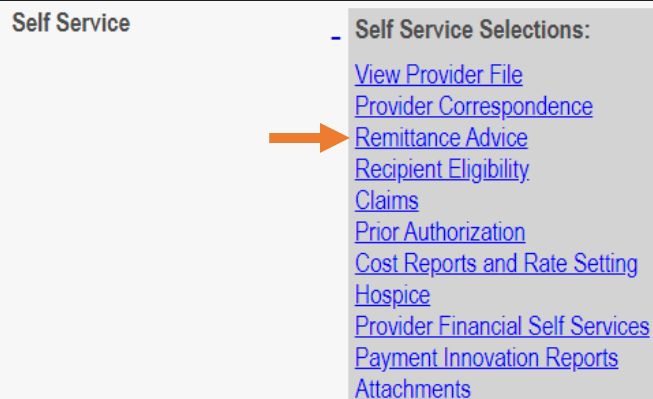
Manage Application

Enrollment Actions + Enrollment Action Selections:

Programs + Program Selections:

Self Service + Self Service Selections:

3



Self Service

Self Service Selections:

- [View Provider File](#)
- [Provider Correspondence](#)
- [Remittance Advice](#)
- [Recipient Eligibility](#)
- [Claims](#)
- [Prior Authorization](#)
- [Cost Reports and Rate Setting](#)
- [Hospice](#)
- [Provider Financial Self Services](#)
- [Payment Innovation Reports](#)
- [Attachments](#)

Within the Self Service Selections, click on the **Remittance Advice** hyperlink.

Quick Reference Guide: Accessing Remittance Advice

Steps:

4

*** REMITTANCE ADVICE SEARCH**

* Payer

RA Number

Report Run Date From: To Date:

Search Clear

Max Records 10

Select a Payer from the drop-down menu:

- Ohio Department of Medicaid
- AmeriHealth Caritas Ohio, Inc
- Anthem Blue Cross and Blue Shield
- Aetna Better Health of Ohio
- Buckeye Community Health Plan
- Humana Health Plan of Ohio, Inc
- Molina Healthcare of Ohio, Inc
- UnitedHealthcare Community Plan of Ohio, Inc.

5

*** REMITTANCE ADVICE SEARCH**

* Payer

RA Number

Report Run Date From: To Date:

Search Clear

Max Records 10

- Enter the Remittance Advice (RA) number, if available.
- Enter a Report Run Date From.
- Enter a Report To Date.
- Click **Search**.

6

REMITTANCE ADVICE SEARCH RESULT

RA Search Results

RA Number	Report Run Date	
123456780	4/8/2022 12:00:00 AM	Download Report

- Search results appear at the bottom of the page.
- Click **Download Report** to open a copy of the RA report.
 - Note: The PDF copy of the report will download to the designated download folder for your browser.
- Once downloaded, open the document.

